


The Safety and Health Guide for the Toride Campus

Tokyo University of the Arts





Fire

Call ☎119

 (Dial "0" to start an outbound call)

Secure an evacuation route. Call 119 to report a fire and, at the same time, try to extinguish it.

"Tokyo Geijutsu Daigaku des. Jusho wa Toride-shi Omon-ma go-sen des."

"Kaji des."

"Nihon-go wa, wakarima sen."

(I don't understand Japanese)

(This is Tokyo University of the Arts. The address is Omonma 5000.)

(A fire broke out on campus.)

When the flames reached the ceiling, stop fighting the fire and evacuate immediately.

Call either Administration Office (Ext. 7213 or Dial-in 050-5525-2543)

or Gatehouse (Ext. 7272 or Dial-in 050-5525-2555)



Medical Emergency

Call ☎119

 (Dial "0" to start an outbound call)

"Tokyo Geijutsu Daigaku des. Jusho wa Toride-shi Omon-ma go-sen des."

"Byo-nin (Kega-nin) ga imas"

"Nihon-go wa, wakarima sen."

(I don't understand Japanese)

(This is Tokyo University of the Arts. The address is Omonma 5000.)

(We have a sick (injured) person.)

Call either Administration Office, Gatehouse or Health Care Service Center Toride Branch (Ext. 7231 or Dial-in 050-5525-2547).

* To treat cardiac arrest, use the AED (Automated external defibrillator) devices.

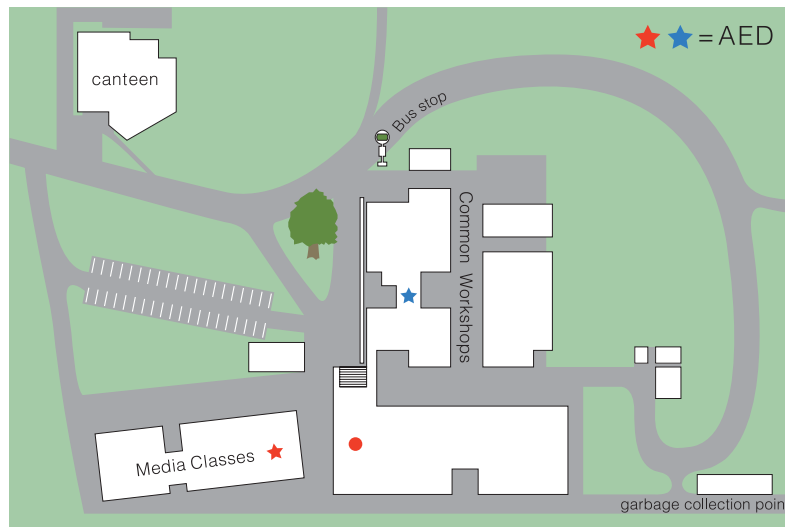


Emergency treatment AED

What is AED?

An AED is a device to treat sudden cardiac arrest by sending an electric shock to the heart.

The AED devices are located in:



★ -Media Classes, in front of the Secretariat office

★ -Common Workshops, under the notice board in front of the ground floor bathroom.

● -Toride Campus Health-Care Room



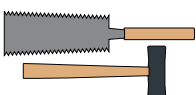
Suspicious person

Where to call when you saw a suspicious person

Call ☎110

 (Dial "0" to start an outbound call)

or gatehouse at 050-5525-2555 (open from 18:00 through to 9:00)



Workshops

Safety confirmation, maintenance of machines and tools, compliance of operation procedure

Thorough implementation of "4S"s

(Seiri=tidiness, Seiton=orderliness, Seiketsu=cleanliness, Seisou=cleaning)

Wearing protectors such as a dust mask and goggles

How to dispose of waste and waste water

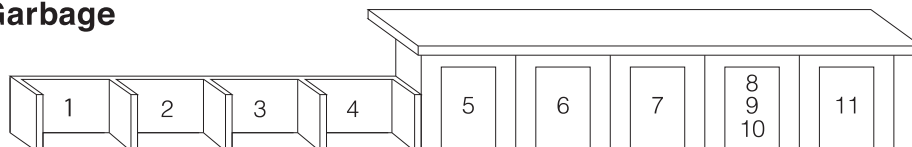
Experiment waste liquid



1. Clean your paint brushes using a waste cloth etc.
2. The cleaning solvent used (the first and second rinsing liquid) must be kept in a plastic container
The liquid in a plastic container must be aggregated in a drum can following the instructions by the Secretariat office.
3. From the third rinsing, waste liquid can be drained from the "designated sink for experiment waste liquid".

* If you are unsure whether you can dispose of your waste water or not, ask academic staff in charge.

Separation of Garbage



- | | | |
|---------------------------------------|--|---|
| 1 Metals | 5 Experiment waste liquid
other than paint brush
cleaning solvent | 8 Cans
Bottles |
| 2 Waste plastics | | 9 Plastic containers |
| 3 Wood | 6 Flammables
(Put in a bag designated
by Toride City) | 10 PET bottles |
| 4 Glass
Plaster (Put in a sandbag) | 7 Cardboard boxes (fold to a smaller size)
newspapers
magazines
recyclables (tie with a string) | 11 Inflammables
(Put in a bag designated by Toride City) |

* Each person responsible for separating his/her own waste items in accordance with the categories as described above and taking them to the appropriate.

* In principle, any personal works or materials are banned from being disposed of as garbage in the campus facilities.

* Experiment waste liquid includes paint brush cleaning solvent, paint, Indian ink, photo-processing waste water

Disasters specific to the Toride campus



Lightning strikes

If you heard a thunder when you are outside of a building, lower your head and evacuate to a safe place.
Safe places to evacuate to : automobile, bus, inside a building.
Dangerous places to evacuate to: open ground, under a tree.



Wasps

Wasps are active after the rainy season to mid-October.
(Special caution is required in the months of between August and October)

In case you got a sting:

- (1) Remove the poisonous sting using tweezers (never touch the sting with bare hands).
- (2) Rinse the sting site with running water.
- (3) Cool the site down with a wet towel and see a doctor.

Preventive measures : Stay away from the nest. Refrain from wearing dark colored clothing and strong perfumes.



Vipers

Vipers (poisonous snakes) are active between April and mid-October.

In case you got a bite:

- (1) Confirm the time of bite and call an ambulance.
- (2) Keep the site of bite lower than the heart, lightly tie (allow a space of a finger or two) a location slightly away from the site toward the heart, rinse the sting site with running water, and stay calm and rest.
- (3) Be prepared to explain what has happened to the rescue workers.

Preventive measures : Refrain from unnecessary entry into thickets. Wear rubber boots, thick trousers such as jeans when you work in the open.



EMERGENCY CONTACT LIST

◆ TOKYO University of the arts TORIDE Campus	Open Mon - Fri 8:30 ~ 17:15
〒 5000 , Omomma, Toride-city, Ibaraki, 302 - 0001 , Japan	050 - 5525 - 2543 (extension: 7213)
◆ GATEHOUSE	Open everyday from 18:00 ~ 9:00
	050 - 5525 - 2555 (extension: 7272)
◆ POLICE	110 (Dial "0" to start an outbound call)
TORIDE POLICE STATION	0297 - 77 - 0110
OMOMMA POLICE SUBSUTATION	0297 - 70 - 0110
◆ FIRE DEPARTMENT (Fire•Emergency•Lifesaving)	119 (Dial "0" to start an outbound call)
YOSHIDA Fire Department	0297 - 74 - 1119
◆ HEALTH CARE SERVICE CENTER•HOSPITAL	Open Mon - Fri 10:30 ~ 17:00
TORIDE Campus Health-care room	050 - 5525 - 2547 (extension: 7231)
TORIDE ISHIKAI HOSPITAL 〒 1926 noni, toride-city, Ibaraki-prefecture	0297 - 78 - 6111
JA TORIDE MEDICAL CENTER 〒 2-1-1 hongou, toride-city, Ibaraki-prefecture	0297 - 74 - 5551
TSUKUBA Medical Center Hospital 〒 1-3-1 amakubo, tukuba-city, Ibaraki-prefecture	029 - 851 - 3511
Emergency medical care information system https://www.qq.pref.ibaraki.jp/kt/	029 - 241 - 4199
◆ OTHER TROUBLE	
ELEVATOR Japan Elevator Service	0120 - 365 - 493
LPG LPIO	0120 - 23 - 5556 (mobile phone : 03 - 4565 - 0230)
WATERWORKS DEPARTMENT IBARAKI KENNAN WATER SUPPLY COMPANY GROUP	0297 - 66 - 5131
SEWAGE TORIDE WIDE AREA SEWER UNION	0297 - 74 - 4125
ELECTRICITY TOKYO ERECTRIC POWER COMPANY CUSTOMER CENTER	0120 - 995 - 332
SECOM HOME SECURITY TORIDE BRANCH OFFICE	0297 - 73 - 8780
◆ TAXI • BUS	
TAXI TORIDE GODO (Combination) TAXI Ltd.	0297 - 72 - 0079
BUS OTONE KOTSU (TRAFFIC) BUS (Otone Kotsu Jidousha Co.Ltd.)	0297 - 62 - 5310
◆ DISASTER EMERGENCY MESSAGE DIAL	171 (Dial "0" to start an outbound call)
NTT EAST (Nippon Telegraph and Telephone East Corporation) Use of, NTT East website (HP) reference	171